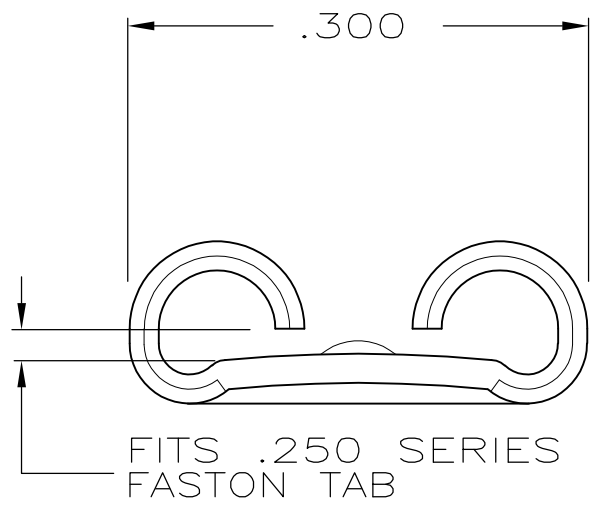
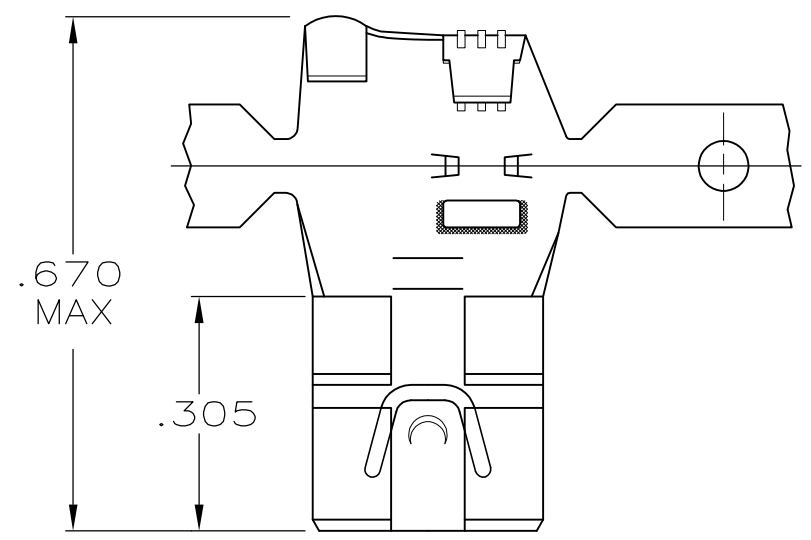


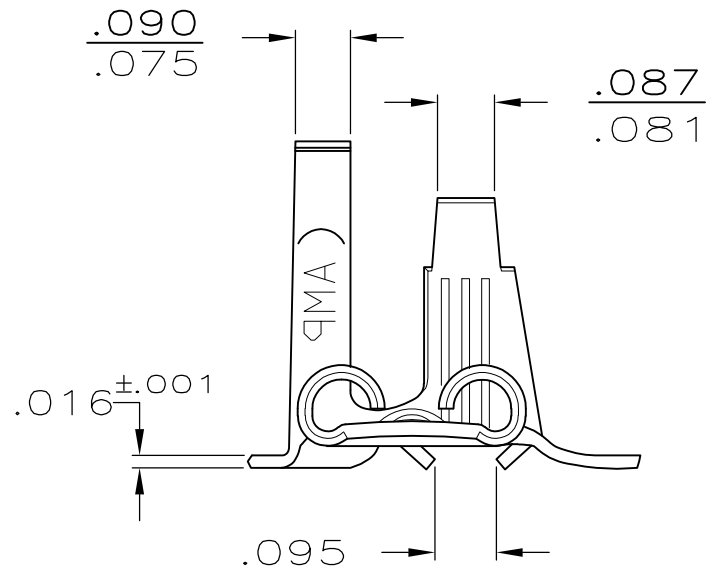
THIS DRAWING IS UNPUBLISHED. RELEASED FOR PUBLICATION  
 © COPYRIGHT BY TYCO ELECTRONICS CORPORATION. ALL RIGHTS RESERVED.

LOC	DIST	REVISIONS					
AF	50	P	LTR	DESCRIPTION	DATE	DWN	APVD
			N1	REV PER ECR 07-029054	04DEC07	JR	PD



- 1- CONTINUOUS STRIP ON REELS.
- 2- STRESS RELIEVE THIS PART
- 3- THIS PART MUST MATE TO A TAB WITH A HOLE, NOT A DIMPLE.

VIEW A-A



OBSOLETE	3	-	.110-.210	18-12	.032	63445-5
	2	.000080 MIN TIN	.110-.210	18-12	.032	63445-4
		SILVER	.110-.210	18-12	.032	63445-3
		.000080 MIN TIN	.110-.210	18-12	.032	63445-2
		-	.110-.210	18-12	.032	63445-1
	FINISH	INSULATION RANGE	WIRE SIZE	MATING TAB THK ±.001	PART NO	

THIS DRAWING IS A CONTROLLED DOCUMENT.		DWN	JR RUTH	7/10/86	Tyco Electronics Corporation Harrisburg, PA 17105-3608		
DIMENSIONS: INCHES		CHK	G YETTER	7/11/86			
TOLERANCES UNLESS OTHERWISE SPECIFIED:		APVD	C MEYERS	7/11/86	.250 SERIES FLAG FASTON RECEPTACLE		
0 PLC ± - 1 PLC ± - 2 PLC ± - 3 PLC ± .010 4 PLC ± - ANGLES ± -		PRODUCT SPEC	-			SIZE	A3
MATERIAL		APPLICATION SPEC	-			CAGE CODE	00779
4M BRASS		WEIGHT	-			DRAWING NO	C-63445
FINISH		CUSTOMER DRAWING			RESTRICTED TO	-	
		SCALE	4:1		SHEET	1 OF 1	
				REV	N1		